



Rethink internal surgical  
wound control . . .  
from the inside out



# An Effective Solution to Reduce Post-Surgical Complications and Improve Patient Satisfaction

## Tissue injury is inevitable during surgery

Tissue injury occurs during surgery and may lead to poor healing, resulting in short- and long-term complications. Seroma is the number one reported post-surgical complication across all surgical specialties. Other associated complications include infection, tissue edema, loss of flaps, loss of tissue strength, and poor aesthetics. These complications occur at an unacceptably high rate, have major impacts on surgeons and patients, and are costly to the healthcare system.<sup>1</sup>

## The possibilities of internal wound control

Internal wound control allows for reduction in dead space and potential for fluid accumulation so that revascularization and cell repopulation can occur. Along with fluid removal from those spaces, the goal of wound control is to reduce post-surgical complications and help patients feel better faster.

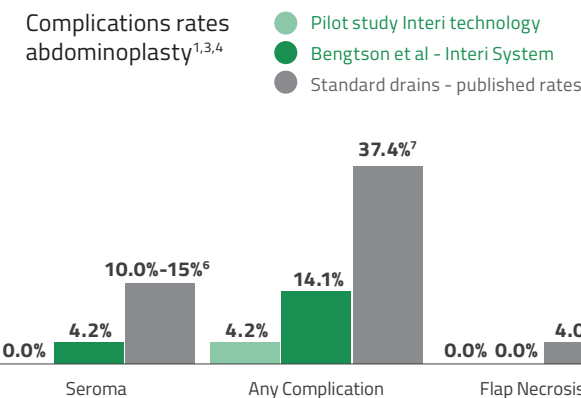
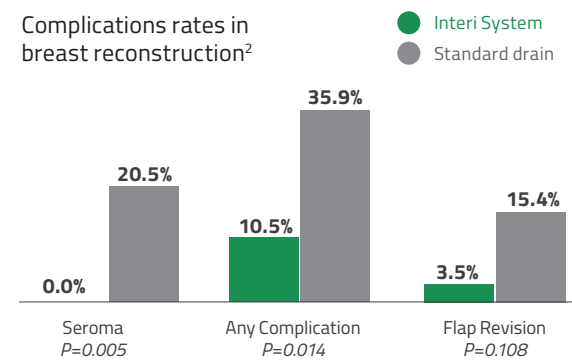
## A paradigm shift in surgery

The Interi System is a novel technology that delivers consistent, continuous suction pressure throughout the surgically created tissue planes using a multibranching Manifold. Interi was designed to reduce post-surgical complications such as seroma and improve internal wound healing<sup>1</sup>. For the first time, surgeons now have a tool that can actively control internal surgical wounds.



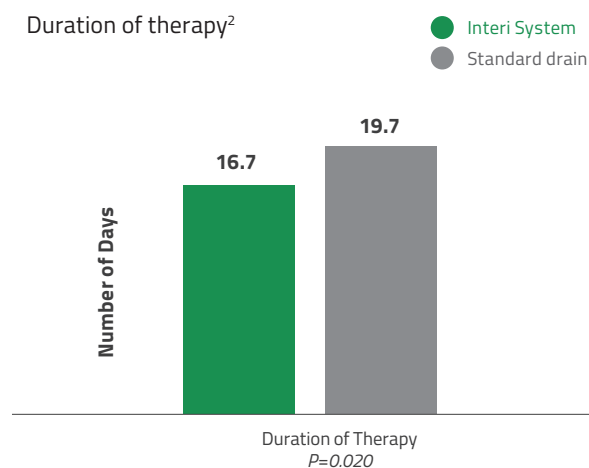
## Reduced Complications

- The Interi System can reduce short-term post-surgical complications and the potential for long-term effects on outcomes.<sup>1</sup>
- A recent study demonstrated statistically significant reduction in seromas and incidence of any complication when using Interi in breast reconstruction.<sup>2</sup>
- In two clinical studies of abdominoplasty patients, the use of Interi resulted in zero or very low rates of seroma.<sup>1,3,4</sup>
- Reduced post-surgical tissue edema and softer overlying tissue has been reported when using Interi.<sup>5</sup>



## Strong Efficacy

- Use of the Interi System results in reduced dead space and the potential for fluid accumulation.<sup>1,4</sup>
- Interi allows for broad coverage of the internal spaces with a single exit site, thereby minimizing sites for patient discomfort and opportunity for infection.<sup>9</sup>
- Early experience with Interi suggests the System is easy to use, is well tolerated, and functions acceptably.<sup>5</sup>
- It has been demonstrated when using Interi, duration of therapy is statistically shorter than standard of care.<sup>2</sup>



**4X** Coverage of internal surgical space

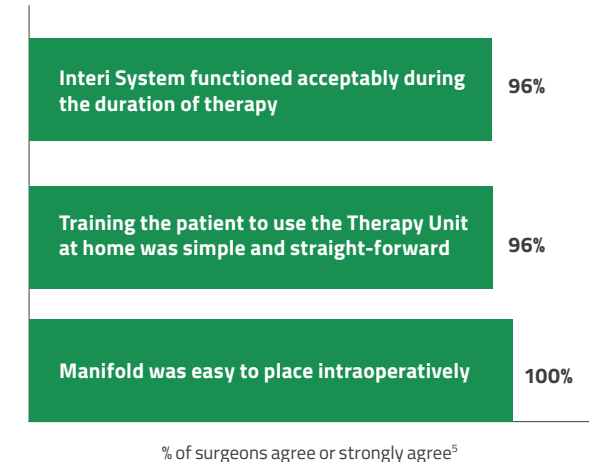
**50% LESS** Potential for fewer exit sites

**3 DAYS** Reduction in therapy time



## Easy to Use

- In a survey of plastic surgeons, 100% agree the Manifold was easy to place intraoperatively indicating the use of Interi has no negative impact on surgical technique or OR time.<sup>5</sup>
- The Interi Therapy Unit is single use and disposable, with no mess and hassle of measuring and emptying. It is fully mechanical, with no battery or charging required.
- 96% of surveyed agree training patients to use the System at home was simple and straight-forward.<sup>5</sup>



## Rethink internal surgical wound control . . . from the inside out



To view a product demonstration and other informational videos, visit [icsurgical.com](http://icsurgical.com)

Reduced Complications



Strong Efficacy



Easy to Use



The Interi System represents a “game changer” for both my patients as well as my clinical staff. The combination of negative pressure with an elegant 4-channel Manifold represents a significant advance in wound healing, patient satisfaction, acceptance, and comfort. RNs & CSTs remark on the reduction of post op discomfort and lack of malfunction compared to traditional drains.



*Lavinia Chong, MD, Newport Beach, California*

- 1 Shestak, Kenneth C. The Internal Negative-Pressure Wound Control System: A Paradigm Shift for Promoting Deep Space Healing in Complex Surgically Created Wounds. *Aesthetic Surgery Journal*. 2021 Oct 15;41(11):NP1543-NP1549.
- 2 Paul, Robert. A Novel Internal Negative Pressure Delivery System in Prepectoral Breast Reconstruction-Preliminary Experience. *Plastic and Reconstructive Surgery Global Open*. 2022 Jan 28;10(1):e4030.
- 3 Walker, Marc E., et al. Novel Internal Tissue Closure System in Abdominoplasty: A Prospective Pilot Study Evaluating Clinical Safety and Functionality. *The Aesthetic Meeting Scientific Paper* presented 5.2.2021.
- 4 David Alfonso, MD FACS, Bradley Bengtson, MD FACS, Patricia McGuire, MD FACS, Defining Internal Tissue Closure: High Resolution Ultrasound Evaluation of Interi - A Novel Internal Tissue Closure System, *Aesthetic Surgery Journal Open Forum*, 2022 Sep 20; ojac073.
- 5 Paul, Robert. Early Experience With The Use Of The Interi System To Facilitate Internal Wound Control. *The Aesthetic Meeting Scientific Paper* presented 5.2.2021.
- 6 Shestak KC, Rios L, Pollock TA, Aly A. Evidenced-Based Approach to Abdominoplasty Update. *Aesthetic Surgery Journal*. 2019 May 16;39(6):628-642.
- 7 Neaman KC, Hansen JE. Analysis of complications from abdominoplasty: a review of 206 cases at a university hospital. *Ann Plast Surg*. 2007 Mar;58(3):292-8.
- 8 Vidal P, Berner JE, Will PA. Managing Complications in Abdominoplasty: A Literature Review. *Arch Plast Surg*. 2017 Sep;44(5):457-468.
- 9 Murray JD, Elwood ET, Jones GE, Barrick R, Feng J. Decreasing expander breast infection: A new drain care protocol. *Can J Plast Surg*. 2009 Spring;17(1):17-21.

